

# DAYLIGHT COMPACT



**ARRI** <sup>ARRI</sup>

# ARRI DAYLIGHT COMPACT SERIES



The ARRI DAYLIGHT COMPACT Series using single-ended lamp technology has grown to a big family. In addition to the successful 125W to 6000W models, ARRI now introduces the most powerful addition: the ARRI Daylight Compact 12000W.

The sensational ARRI Daylight Compact 12000W offers a unique high point. ARRI's exclusive, specially developed 500mm Fresnel lens becomes the basis for a very powerful and efficient lamphead. We were able to keep down the size, and weight without restricting the performance.

High efficiency and even light distribution has always been ARRI's highest objective. The elegant modular construction using aluminium extrusions and lightweight pressure die-castings offers great structural strength while being light and weather resistant. All serviceable parts are readily accessible. Effective ventilation at all burn angles is guaranteed due to the special housing design. All ARRI lampheads naturally comply with the latest European standards.

Electronic ballasts are available for all models and from 575W to 12kW conventional choke ballasts are also offered. For greater flexibility, the ARRI ballast range includes 125/200W and 575/12000W electronic battery ballasts.

The ARRI DAYLIGHT COMPACT series features:

- 125W, 200W, 575W, 1200W, 6000W and 12000W versions
- Various colour options (depending on the model)
- High efficiency wide-angle lenses
- Corrosion-resistant aluminium construction
- Extremely even light distribution
- Focus knob on front and rear (excluding 125W and 200W)
- Focus position indicator
- Easy service access
- Wide range of accessories

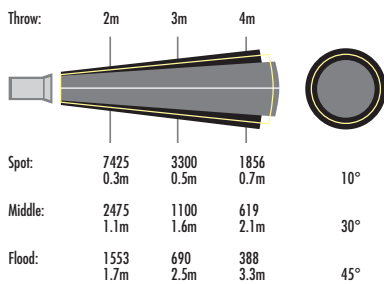
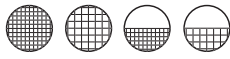
For further information: [www.arri.com](http://www.arri.com)

ARRI Daylight Compact  
125WColours: **Manual:** L0.71350.B

Head with Ballast, Cable, Barndoors and Filter Frame in Kit Case

**Technical Data:**

Size (mm): 209H x 202W x 180L  
 Weight (kg): 1.8  
 Lamp: HMI 125 W/SE  
 Base: GZX9.5  
 Lens Size (mm): 80

**Light Output (lux):****Accessories:**4-leaf Barndoor  
L2.79170.0Diffuser Frame  
L2.79190.0Scrim Set  
L9.79160.0Snoot  
L2.79180.0Stand  
Kit Stand LS.3

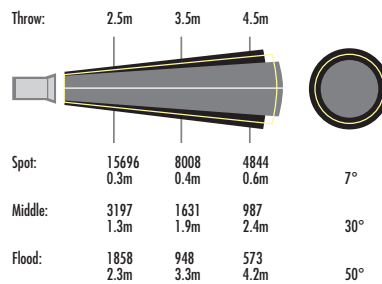
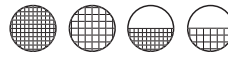
Electronic Ballasts:  
 EB 125/200, 115/230V L2.76013.B  
 EBB 125/200, Battery L2.76040.B

ARRI Daylight Compact  
200WColours: **Manual:** L0.73330.X

Head with Ballast, Cable, Barndoors and Filter Frame in Kit Case

**Technical Data:**

Size (mm): 232H x 218W x 193L  
 Weight (kg): 2.25  
 Lamp: HMI 200 W/SE  
 Base: GZY9.5  
 Lens Size (mm): 112

**Light Output (lux):****Accessories:**4-leaf Barndoor  
L2.79470.0Diffuser Frame  
L2.79490.0Scrim Set  
L9.79460.0Snoot  
L2.79480.0Stand  
Kit Stand LS.3

Electronic Ballasts:  
 EB 125/200, 115/230V L2.76013.B  
 EBB 125/200, Battery L2.76040.B  
 EBB 200/400, Battery L2.76270.B



All heads come complete with 4-leaf barndoor and diffuser frame.  
 1000 lux gives correct exposure for 200ASA film with aperture f4 at 24fps 1/48<sup>th</sup> sec.  
 Photometric data according to ESTA standards.  
 Data normalised to nominal lamp lumens.

In order to maintain the highest standards, ARRI reserves the right to alter specifications without notice.  
 © ARRI (GB) Ltd

## ARRI Daylight Compact 6000W



Colours:

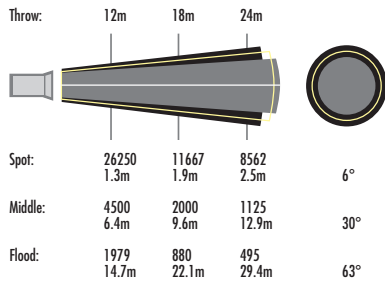
Manual: L0.75700.58

Head with Barndoor and Filter Diffuser Frame

### Technical Data:

Size (mm): 660H x 682W x 614L  
 Weight (kg): 35  
 Lamp: HMI 6000 W/SE  
 Base: G38  
 Lens Size (mm): 420

### Light Output (lux):



### Accessories:

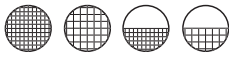
4-leaf Barndoor  
L2.82150.0



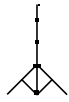
Diffuser Frame  
L2.82155.0



Scrim Set  
L9.82160.0



Stand  
Super Wind-up LS.387.S



### Electronic Ballasts:

EB 6/12kW, 115/230V L2.76172.0  
 EB 6kW, 230V L2.76193.0



## ARRI Daylight Compact 12000W



Colours:

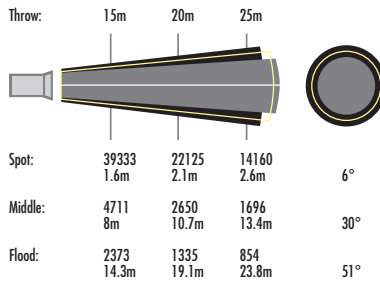
Manual: L0.75790.8

Head with Barndoor and Filter Diffuser Frame

### Technical Data:

Size (mm): 768H x 884W x 813L  
 Weight (kg): 49  
 Lamp: HMI 12000 W/SE  
 Base: G38  
 Lens Size (mm): 500

### Light Output (lux):



### Accessories:

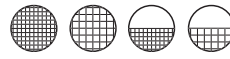
4-leaf Barndoor  
L2.74750.0



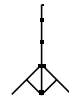
Diffuser Frame  
L2.74780.0



Scrim Set  
L2.70634.0



Stand  
Super Wind-up LS.387.S



### Electronic Ballasts:

EB 6/12kW, 230V L2.76172.0  
 EB 12/18kW,230V L2.76290.0



## Photometric Calculator



[www.arri.com](http://www.arri.com)

[> products](#) [> lighting](#) [> support](#)

## Theatre versions



#### **ARNOLD & RICHTER CINE TECHNIK**

Lichttechnik, Pulvermühle,  
83071 Stephanskirchen  
Tel +49 80 36 3009 84  
Fax +49 80 36 3009 79



#### **ARRI LIGHTING SOLUTIONS GMBH**

AGASTR. 24  
D-12489 BERLIN  
Tel +49 (0) 30 678-233-0  
Fax +49 (0) 30 678-233-99

#### **ARRI ITALIA S.r.l.**

Viale Edison 318,  
20099 Sesto S. Giovanni, Milano  
Tel +39 02-26 22 71 75  
Fax +39 02-242 16 92

#### **ARRI INC. NEW YORK OFFICE**

617 Route 303  
Blauvelt, NY 10913-1109  
Tel +1 845-353-14 00  
Fax +1 845-425-12 50

#### **ARRI CANADA Ltd.**

415 Horner Avenue, Unit 11,  
Etobicoke, Ontario, M8W 4W3,  
Tel +1 416-255 33 35  
Fax +1 416-255 33 99



#### **ARRI ITALIA S.r.l.**

Viale Edison 318,  
20099 Sesto S. Giovanni, Milano  
Tel +39 02-26 22 71 75

Fax +39 02-242 16 92

**Email:** [info@arri.it](mailto:info@arri.it)

**Web:** [www.arri.it](http://www.arri.it)