


ARRI X



ARRI 

ARRI X DAYLIGHT LAMPHEADS



With the X series, ARRI offers a complete range of five high performance daylight floodlights to simplify lighting large areas evenly. The X Light is a super-wide floodlight with interchangeable reflectors. The silver reflector compensates for the drop in intensity that is always found further from the centre of a beam. Beam angles of around 120° or more allow flat surfaces such as buildings or scenic backings to be lit exceptionally evenly with a short throw. By lighting through a fabric, a soft source with no hot spot can be created. Alternatively, the silver reflector can be quickly exchanged without tools for a black panel - the 'black reflector' giving an extreme hard source for the 'arc light' look.

The dual wattage ARRI X40/25 has proved to be a success with applications as diverse as film, television, photography, theatre and event lighting. Now a whole family from 200W to 6kW is available. ARRI's elegant modular construction, using aluminium extrusions and lightweight pressure die-castings, offers great structural strength, while being light and weather-resistant. All servicable parts are readily accessible and all ARRI fixtures comply with the latest European safety standards.

The ARRI X lampheads utilise industry standard single-ended hot restrike HMI lamps. They are fully compatible with the range of ARRI electronic ballasts, and conventional magnetic ballasts from

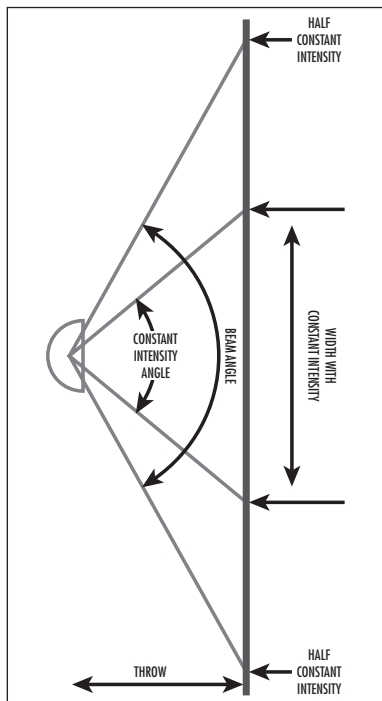
575W to 6kW are also available. For use independently of the mains supply, ARRI provides electronic battery ballasts for the 200W, 575W and 1.2kW models.

For specific theatre requirements, the ARRI X40/25 model is also offered in a special Theatre version with a spill-eliminating front accessory cassette, ideal when using colour changers or shutters.

For the special demands of the event and exhibition lighting market, ARRI offers the ARRI X5 Event compatible with the Event multicore wiring system. Further information on this series is available in the separate "ARRI EVENT" brochure.


- Reflectors can be exchanged in seconds for even spread or hard shadow effect
- Outstanding wide spread with extremely even coverage
- Uses single-ended discharge lamps
- Compatible with all ARRI ballasts
- Sturdy, anti-corrosion aluminium construction
- 200W, 575W, 1.2kW, 2.5/4kW and 6kW power output
- Model X5 also available in an Event version
- Special Theatre version of the ARRI X40/25
- Optional frosted UV safety glass available
- Easy to use and maintain

For further information: www.arri.com



The ARRI X lights a flat surface evenly over a wide angle. Typically the light is even within 10 percent over 80 degrees of spread out of a total beam angle of 120 degrees.

ARRI X2 200W



Colours:

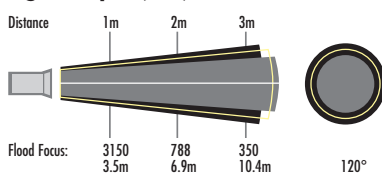
Manual: L0.82050.B

Lamphead complete with 4-leaf barndoor.

Technical Data:

Length (mm): 280H x 244W x 146L
 Weight (kg): 2.5
 Lamp: HMI 200W/SE
 Base: GY9.5

Light output (lux):



Accessories:

4-leaf barndoor,
L2.793880.0

Frosted safety glass with UV-protection
L2.82092.0

Reflector, black,
L2.82058.A

Head to ballast cable 7m
L2.73372.0

Kit Stand
LS.3

Electronic Ballasts:
 EB 125/200, 115/230V L2.76013.B
 EBB 125/200, Battery L2.76040.B
 EBB 200/400, Battery L2.76270.B



ARRI X5 575W



Colours:

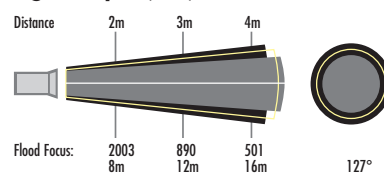
Manual: L0.82200.B

Lamphead complete with 4-leaf barndoor.

Technical Data:

Length (mm): 372H x 376W x 208L
 Weight (kg): 8
 Lamp: HMI 575W/SE
 Base: G 22

Light output (lux):



Accessories:

4-leaf barndoor,
L2.82240.0

Frosted safety glass with UV-protection
L2.82249.0

Reflector, black,
L2.82206.A

Softbox adapter
LG.RING245.X

Head to ballast cable 7m
L2.75600.0L
 Head to ballast cable 15m
L2.75600.CL

Universal stand
LS.5

Electronic Ballasts:
 EB 400/575, 115/230V L2.76260.0
 EB 575/1200, 115/230V L2.76125.0
 EBB 575/1200, Battery L2.76230.0



1000 lux gives correct exposure for 200ASA film with aperture f4 at 24fps 1/48th sec.
 Photometric data according to ESTA standards.
 Data normalised to nominal lamp lumens.

In order to maintain the highest standards, ARRI reserves the right to alter specifications without notice.

ARRI X12 1200W



Colours:

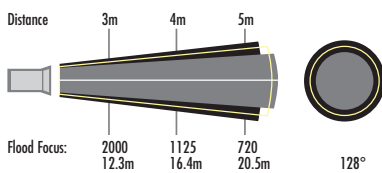
Manual: L0.82250.B

Lamphead complete with 4-leaf barndoor.

Technical Data:

Length (mm): 525H x 505W x 260L
 Weight (kg): 14
 Lamp: HMI 1200W/SE
 Base: G 38

Light output (lux):



Accessories:

4-leaf barndoor,
L2.82775.0



Frosted safety glass with UV-protection
L2.82774.0



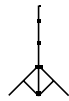
Reflector, black,
L2.82259.A



Head to ballast cable 7m,
L2.75600.0L
 Head to ballast cable 15m
L2.75600.CL



Universal stand
LS.5



Electronic Ballasts:
 EB 575/1200, 115/230V L2.76125.0
 EBB 575/1200, battery L2.76230.0



ARRI X40/25 2500/4000W



Colours:

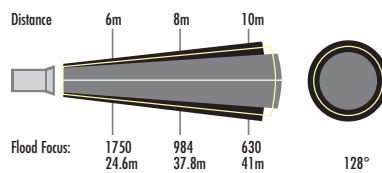
Manual: L0.82400.SC

Lamphead complete with 4-leaf barndoor.

Technical Data:

Length (mm): 635H x 590W x 290L
 Weight (kg): 22
 Lamp: HMI 2500/4000W/SE
 Base: G 38

Light output (lux):



Accessories:

4-leaf barndoor,
L2.82717.0



Frosted safety glass with UV-protection
L2.82740.0



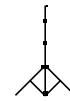
Reflector, black,
L2.82403.A



Head to ballast cable 7m
L2.75620.0L
 Head to ballast cable 15m
L2.75620.CL



Heavy duty wind-up stand
LS.387.S



Adaptor for choke ballast 2.5 kW:
L2.77440.0

Electronic Ballasts:
 EB 2.5/4kW, 230V L2.76640.0
 EB 2.5/4kW, 115/230V L2.76675.0



ARRI X60 6000W



Colours:

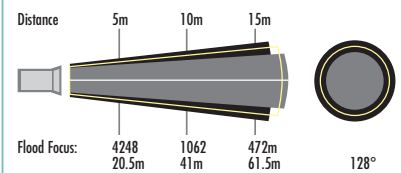
Manual: L0.82650.B

Lamphead complete with 4-leaf barndoor.

Technical Data:

Length (mm): 840H x 810W x 400L
 Weight (kg): 35.2
 Lamp: HMI 6000W/SE
 Base: G 38

Light output (lux):



Accessories:

4-leaf barndoor,
L2.82675.0



Frosted safety glass with UV-protection
L2.82690.0



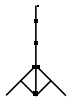
Reflector, black,
L2.82688.A



Head to ballast cable 7m
L2.75710.0L
 Head to ballast cable 15m
L2.75710.CL



Heavy duty wind-up stand
LS.387.S



Electronic Ballasts:
 EB 6kW, Baby 230V L2.76193.0
 EB 6/12kW, 115/230V L2.76172.0



Photometric Calculator

ARRI Interactive Photometric Calculator Copyright © Arnold & Richter Cine Technik

MEASUREMENT: Metric (m/lx) US Units (ft/lx) Lighting Contacts Help

PHOTOMETRIC CALCULATOR

Select Lamphood: ARRI Studio 2000

Lamphood: Fresnel
Max. Power: 2000 W

Select compatible Lens: Fresnel

Select Focus Range: Spot

Select Lamp Type: CP/73 FKK 2000 W 230V G38

Illuminance Distribution: 20% 90% 20%
0.00 0.10

Angular Light Distribution:

Set Distance for Photometric Results: 2 m

Distance to Illuminance: max. Illuminance to Distance **Advanced Illuminance Mode** **Camera Expert Mode**

INPUT DATA

Distance: (drag slider) **2 m**

Set distance by pulling the above fader, or simply type in the field above the slider.

OUTPUT DATA

max. Illuminance: **94375 lx**

Beam angle: (50%) **9°**

Beam diameter: **0.3 m**




DOWNLOADS [Visit Product Page](#)

Product Name

- Dimensional drawing
- 2D front view
- 2D side view
- 2D top view
- IOES file format
- STEP file format
- spare-parts

www.arri.com

[> products](#) [> lighting](#) [> support](#)



ARNOLD & RICHTER CINE TECHNIK

Lichttechnik, Pulvermühle,
83071 Stephanskirchen
Tel +49 80 36 3009 84
Fax +49 80 36 3009 79



ARRI LIGHTING SOLUTIONS GMBH

AGASTR. 24
D-12489 BERLIN
Tel +49 (0) 30 678-233-0
Fax +49 (0) 30 678-233-99

ARRI ITALIA S.r.l.

Viale Edison 318,
20099 Sesto S. Giovanni, Milano
Tel +39 02-26 22 71 75
Fax +39 02-242 16 92

ARRI INC. NEW YORK OFFICE

617 Route 303
Blauvelt, NY 10913-1109
Tel +1 845-353-14 00
Fax +1 845-425-12 50

ARRI CANADA Ltd.

415 Horner Avenue, Unit 11,
Etobicoke, Ontario, M8W 4W3,
Tel +1 416-255 33 35
Fax +1 416-255 33 99

ARRI[®]

ARRI ITALIA S.r.l.

Viale Edison 318,
20099 Sesto S. Giovanni, Milano
Tel +39 02-26 22 71 75 Fax +39 02-242 16 92

Email: info@arri.it

Web: www.arri.it