

ARRI ^{ARRI}
JUNIOR



ARRI JUNIOR

The ARRI Junior series is ideal for use where tungsten fresnel spotlights with compact size, high efficiency, and light weight are the preferred option. Especially for the smaller studio where space - particularly height is at a premium. The classic ARRI construction of rust resistant extruded and die cast aluminium maximizes body strength whilst making the lampheads easily transportable. Despite their small size, short focal length lenses with wider angles give more light output and better distribution over the full beam area.

All heads are manufactured in accordance with European safety requirements and are easily accessible for maintenance purposes. This, combined with ARRI's Working Together guarantee programme, makes the Junior series the professional's choice of lighting tool.

All models are available for manual operation, with pole operation now available as an option on the 650 - 5000W versions.

The newest addition to the family is the tiny Junior 150W, supplied complete with in-line dimmer. This lamphead is almost half the weight of the next-in-range Junior 300W and almost one third smaller.

- Compact, lightweight construction
- 150W, 300W, 650W, 1, 2 and 5kW versions
- Manual or pole-operated versions (650W - 5kW)
- Excellent optical performance
- Corrosion-resistant aluminium construction for outside use
- Easy service access
- Also available in black

ARRI JUNIOR

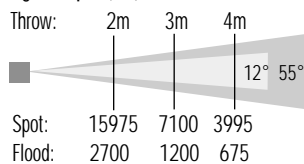


ARRI 650 PLUS

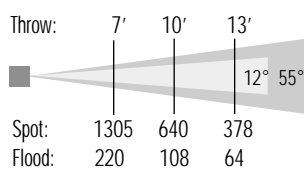
Manual L0.79400.B
 With 240V Lamp L0.79400.Z
 Size (mm): 200H x 180W x 170L
 Weight(kg): 2.7

Pole-Operation L0.79400.I
 Size (mm): 190H x 180W x 230L
 Weight(kg): 5
 Bulb: 650W CP89
 Base: GY9.5
 Lens Size (mm): 112

Light Output (lux)*



Light Output (foot candles)



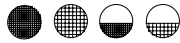
4-leaf Barndoor L2.79470.0



Diffuser Frame L2.79490.0



Scrim Set L2.79460.M



Variable Snoot L2.79480.0



Medium kit stand LS.2



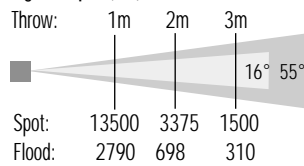
Operating Pole 0.95m - 2.5m LS.428-2.5
 1.40m - 4.0m LS.428-40



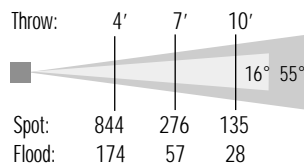
ARRI 300 PLUS

Manual L0.79200.B
 With 240V Lamp L0.79200.Z
 Size (mm): 170H x 150W x 140L
 Weight (kg): 1.5
 Bulb: 300W CP81
 Base: GY9.5
 Lens Size(mm): 80

Light Output (lux)*



Light Output (foot candles)




4-leaf Barndoor L2.79170.0



Diffuser Frame L2.79190.0



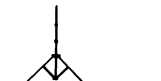
Scrim Set L2.79160.M



Variable Snoot L2.79180.0



Small kit stand LS.1



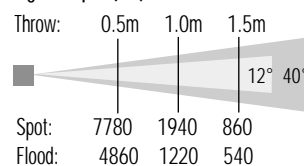
Operating Pole 0.95m - 2.5m LS.428-2.5
 1.40m - 4.0m LS.428-40



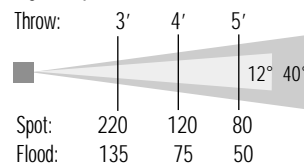
ARRI 150

Manual L0.79360.E
 With 240V Lamp L0.79360.Z
 Size (mm): 112H x 80W x 122L
 Weight (kg): 0.8
 Bulb: 150W A1/248
 Base: GX6.35
 Lens Size (mm): 50

Light Output (lux)*



Light Output (foot candles)



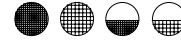
4-leaf Barndoor L2.79380.0



Diffuser Frame L2.79395.0



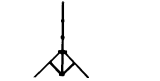
Scrim Set L2.73466.0



Variable Snoot L2.79390.0



Small kit stand LS.1



Operating Pole 0.95m - 2.5m LS.428-2.5
 1.40m - 4.0m LS.428-40



